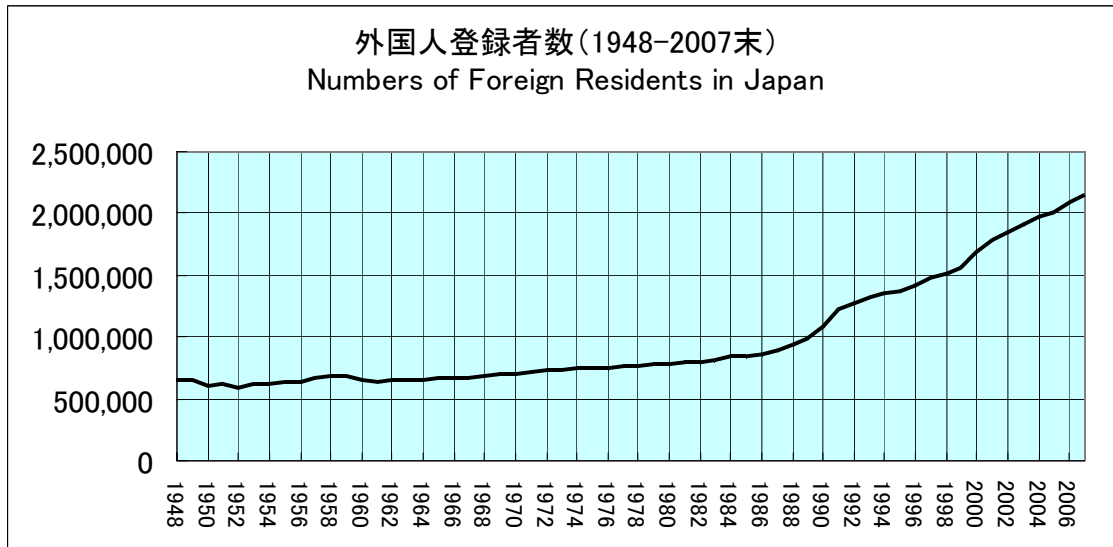


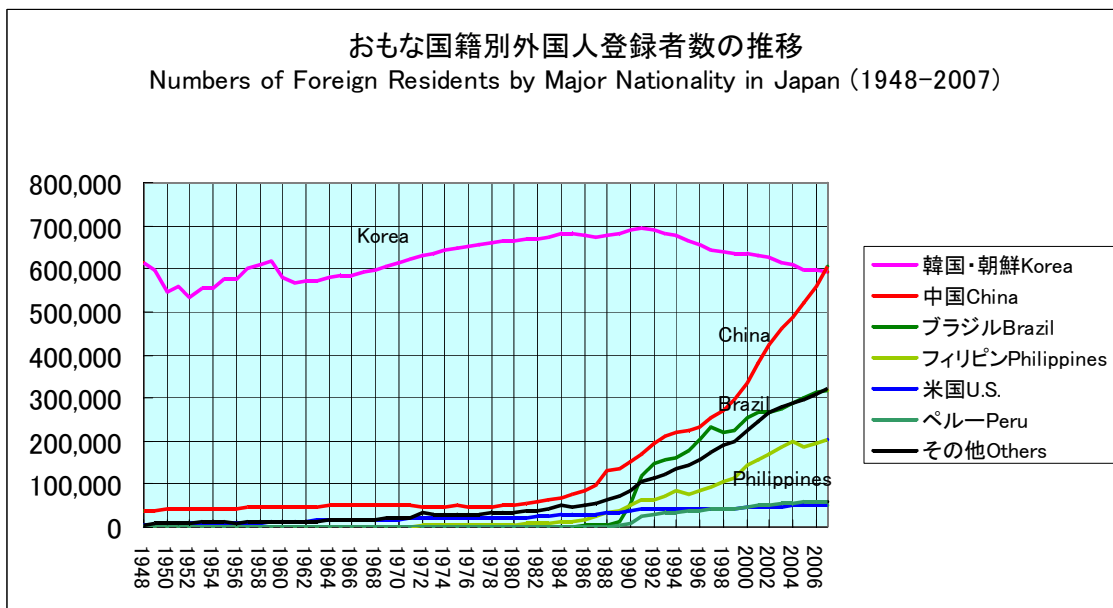
外国人登録者数の推移(1948-2007)各年末

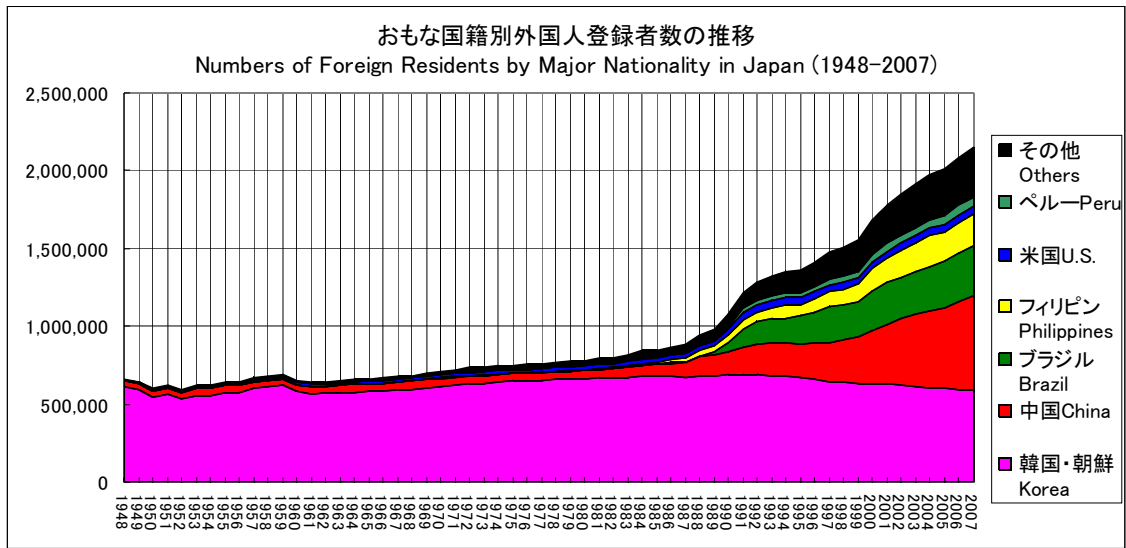
(1)外国人登録者数の推移 (1948-2007)



資料) 法務省入国管理局外国人登録者統計 (各年末)

(2)主な国籍別外国人登録者数の推移 (1948-2007) 各年末





外国人登録者数（各年末）

	総数	韓国・朝鮮	中国	ブラジル	フィリピン	米国	ペルー	その他
1948	658,292	611,758	37,394	...	314	2,831	...	5,995
1949	645,583	596,879	38,582	...	312	3,293	...	6,517
1950	598,696	544,903	40,481	...	367	4,962	...	7,983
1951	621,993	560,700	43,377	...	450	7,449	...	10,017
1952	593,955	535,065	42,147	...	341	6,922	...	9,480
1953	619,890	556,084	43,778	...	431	8,847	...	10,750
1954	619,963	556,239	43,282	...	476	9,064	...	10,902
1955	641,482	577,682	43,865	...	435	8,566	...	10,934
1956	638,050	575,287	43,372	...	376	8,551	...	10,464
1957	667,036	601,769	44,710	...	395	9,131	...	11,031
1958	676,983	611,085	44,789	...	365	9,773	...	10,971
1959	686,609	619,092	45,255	...	431	10,673	...	11,158
1960	650,566	581,257	45,535	240	390	11,594	40	11,510
1961	640,395	567,452	46,326	222	444	13,154	46	12,751
1962	645,043	569,360	47,096	231	495	13,943	61	13,857
1963	651,574	573,284	47,827	263	494	15,226	70	14,410
1964	659,789	578,545	49,174	306	497	15,626	71	15,570
1965	665,989	583,537	49,418	366	539	15,915	88	16,126
1966	668,318	585,278	49,387	388	520	16,217	93	16,435
1967	676,144	591,345	49,592	498	539	17,090	108	16,972
1968	685,075	598,076	50,445	646	632	17,286	124	17,866
1969	697,504	607,315	50,816	748	758	18,198	117	19,552
1970	708,458	614,202	51,481	891	932	19,045	134	21,773
1971	718,793	622,690	52,333	1,075	863	19,199	143	22,490
1972	735,371	629,809	48,089	1,255	2,250	21,285	219	32,464
1973	738,410	636,346	46,642	1,279	2,424	21,614	228	29,877
1974	745,565	643,096	47,677	1,395	2,758	21,441	292	28,906
1975	751,842	647,156	48,728	1,418	3,035	21,976	308	29,221
1976	753,924	651,348	47,174	1,319	3,083	21,222	308	29,470
1977	762,050	656,233	47,862	1,279	3,600	21,390	308	31,378
1978	766,894	659,025	48,528	1,279	4,281	21,396	306	32,079
1979	774,505	662,561	50,353	1,393	4,757	21,651	331	33,459

1980	782,910	664,536	52,896	1,492	5,547	22,401	348	35,690
1981	792,946	667,325	55,616	1,652	6,729	23,266	376	37,982
1982	802,477	669,854	59,122	1,643	6,563	24,825	399	40,071
1983	817,129	674,581	63,164	1,796	7,516	26,434	432	43,206
1984	841,831	680,706	69,608	1,986	11,183	29,037	466	48,845
1985	850,612	683,313	74,924	1,955	12,261	29,044	480	48,635
1986	867,237	677,959	84,397	2,135	18,897	30,695	553	52,601
1987	884,025	673,787	95,477	2,250	25,017	30,836	615	56,043
1988	941,005	677,140	129,269	4,159	32,185	32,766	864	64,622
1989	984,455	681,838	137,499	14,528	38,925	34,900	4,121	72,644
1990	1,075,317	687,940	150,339	56,429	49,092	38,364	10,279	82,874
1991	1,218,891	693,050	171,071	119,333	61,837	42,498	26,281	104,821
1992	1,281,644	688,144	195,334	147,803	62,218	42,482	31,051	114,612
1993	1,320,748	682,276	210,138	154,650	73,057	42,639	33,169	124,819
1994	1,354,011	676,793	218,585	159,619	85,968	43,320	35,382	134,344
1995	1,362,371	666,376	222,991	176,440	74,297	43,198	36,269	142,800
1996	1,415,136	657,159	234,264	201,795	84,509	44,168	37,099	156,142
1997	1,482,707	645,373	252,164	233,254	93,265	43,690	40,394	174,567
1998	1,512,116	638,828	272,230	222,217	105,308	42,774	41,317	189,442
1999	1,556,113	636,548	294,201	224,299	115,685	42,802	42,773	199,805
2000	1,686,444	635,269	335,575	254,394	144,871	44,856	46,171	225,308
2001	1,778,462	632,405	381,225	265,962	156,667	46,244	50,052	245,907
2002	1,851,758	625,422	424,282	268,332	169,359	47,970	51,772	264,621
2003	1,915,030	613,791	462,396	274,700	185,237	47,836	53,649	277,421
2004	1,973,747	607,419	487,570	286,557	199,394	48,844	55,750	288,213
2005	2,011,555	598,687	519,561	302,080	187,261	49,390	57,728	296,848
2006	2,084,919	598,219	560,741	312,979	193,488	51,321	58,721	309,450
2007	2,152,973	593,489	606,889	316,967	202,592	51,851	59,696	321,489

対前年増加率

	総数	韓国・朝鮮	中国	ブラジル	フィリピン	米国	ペルー	その他
1949	-1.9	-2.4	3.2		-0.6	16.3		8.7
1950	-7.3	-8.7	4.9		17.6	50.7		22.5
1951	3.9	2.9	7.2		22.6	50.1		25.5
1952	-4.5	-4.6	-2.8		-24.2	-7.1		-5.4
1953	4.4	3.9	3.9		26.4	27.8		13.4
1954	0.0	0.0	-1.1		10.4	2.5		1.4
1955	3.5	3.9	1.3		-8.6	-5.5		0.3
1956	-0.5	-0.4	-1.1		-13.6	-0.2		-4.3
1957	4.5	4.6	3.1		5.1	6.8		5.4
1958	1.5	1.5	0.2		-7.6	7.0		-0.5
1959	1.4	1.3	1.0		18.1	9.2		1.7
1960	-5.2	-6.1	0.6		-9.5	8.6		3.2
1961	-1.6	-2.4	1.7	-7.5	13.8	13.5	15.0	10.8
1962	0.7	0.3	1.7	4.1	11.5	6.0	32.6	8.7
1963	1.0	0.7	1.6	13.9	-0.2	9.2	14.8	4.0
1964	1.3	0.9	2.8	16.3	0.6	2.6	1.4	8.0
1965	0.9	0.9	0.5	19.6	8.5	1.8	23.9	3.6
1966	0.3	0.3	-0.1	6.0	-3.5	1.9	5.7	1.9
1967	1.2	1.0	0.4	28.4	3.7	5.4	16.1	3.3
1968	1.3	1.1	1.7	29.7	17.3	1.1	14.8	5.3

1969	1.8	1.5	0.7	15.8	19.9	5.3	-5.6	9.4
1970	1.6	1.1	1.3	19.1	23.0	4.7	14.5	11.4
1971	1.5	1.4	1.7	20.7	-7.4	0.8	6.7	3.3
1972	2.3	1.1	-8.1	16.7	160.7	10.9	53.1	44.3
1973	0.4	1.0	-3.0	1.9	7.7	1.5	4.1	-8.0
1974	1.0	1.1	2.2	9.1	13.8	-0.8	28.1	-3.2
1975	0.8	0.6	2.2	1.6	10.0	2.5	5.5	1.1
1976	0.3	0.6	-3.2	-7.0	1.6	-3.4	0.0	0.9
1977	1.1	0.7	1.5	-3.0	16.8	0.8	0.0	6.5
1978	0.6	0.4	1.4	0.0	18.9	0.0	-0.6	2.2
1979	1.0	0.5	3.8	8.9	11.1	1.2	8.2	4.3
1980	1.1	0.3	5.1	7.1	16.6	3.5	5.1	6.7
1981	1.3	0.4	5.1	10.7	21.3	3.9	8.0	6.4
1982	1.2	0.4	6.3	-0.5	-2.5	6.7	6.1	5.5
1983	1.8	0.7	6.8	9.3	14.5	6.5	8.3	7.8
1984	3.0	0.9	10.2	10.6	48.8	9.8	7.9	13.1
1985	1.0	0.4	7.6	-1.6	9.6	0.0	3.0	-0.4
1986	2.0	-0.8	12.6	9.2	54.1	5.7	15.2	8.2
1987	1.9	-0.6	13.1	5.4	32.4	0.5	11.2	6.5
1988	6.4	0.5	35.4	84.8	28.7	6.3	40.5	15.3
1989	4.6	0.7	6.4	249.3	20.9	6.5	377.0	12.4
1990	9.2	0.9	9.3	288.4	26.1	9.9	149.4	14.1
1991	13.4	0.7	13.8	111.5	26.0	10.8	155.7	26.5
1992	5.1	-0.7	14.2	23.9	0.6	0.0	18.1	9.3
1993	3.1	-0.9	7.6	4.6	17.4	0.4	6.8	8.9
1994	2.5	-0.8	4.0	3.2	17.7	1.6	6.7	7.6
1995	0.6	-1.5	2.0	10.5	-13.6	-0.3	2.5	6.3
1996	3.9	-1.4	5.1	14.4	13.7	2.2	2.3	9.3
1997	4.8	-1.8	7.6	15.6	10.4	-1.1	8.9	11.8
1998	2.0	-1.0	8.0	-4.7	12.9	-2.1	2.3	8.5
1999	2.9	-0.4	8.1	0.9	9.9	0.1	3.5	5.5
2000	8.4	-0.2	14.1	13.4	25.2	4.8	7.9	12.8
2001	5.5	-0.5	13.6	4.5	8.1	3.1	8.4	9.1
2002	4.1	-1.1	11.3	0.9	8.1	3.7	3.4	7.6
2003	3.4	-1.9	9.0	2.4	9.4	-0.3	3.6	4.8
2004	3.1	-1.0	5.4	4.3	7.6	2.1	3.9	3.9
2005	1.9	-1.4	6.6	5.4	-6.1	1.1	3.5	3.0
2006	3.6	-0.1	7.9	3.6	3.3	3.9	1.7	4.2
2007	3.3	-0.8	8.2	1.3	4.7	1.0	1.7	3.9

国勢調査人口に対する外国人登録者数の比率

	国勢調査人口	外国人登録者数	比率
1950年	84,114,574	598,696	0.7
1955年	90,076,594	641,482	0.7
1960年	94,301,623	650,566	0.7
1965年	99,209,137	665,989	0.7
1970年	104,665,171	708,458	0.7
1975年	111,939,643	751,842	0.7

1980年	117,060,396	782,910	0.7
1985年	121,048,923	850,612	0.7
1990年	123,611,167	1,075,317	0.9
1995年	125,570,246	1,362,371	1.1
2000年	126,925,843	1,686,444	1.3
2005年	127,767,994	2,011,555	1.6

外国人登録数のおもな国籍別割合

	総数	韓国・朝鮮	中国	ブラジル	フィリピン	米国	ペルー	その他
1948	100.0	92.9	5.7		0.0	0.4		0.9
1949	100.0	92.5	6.0		0.0	0.5		1.0
1950	100.0	91.0	6.8		0.1	0.8		1.3
1951	100.0	90.1	7.0		0.1	1.2		1.6
1952	100.0	90.1	7.1		0.1	1.2		1.6
1953	100.0	89.7	7.1		0.1	1.4		1.7
1954	100.0	89.7	7.0		0.1	1.5		1.8
1955	100.0	90.1	6.8		0.1	1.3		1.7
1956	100.0	90.2	6.8		0.1	1.3		1.6
1957	100.0	90.2	6.7		0.1	1.4		1.7
1958	100.0	90.3	6.6		0.1	1.4		1.6
1959	100.0	90.2	6.6		0.1	1.6		1.6
1960	100.0	89.3	7.0	0.0	0.1	1.8	0.0	1.8
1961	100.0	88.6	7.2	0.0	0.1	2.1	0.0	2.0
1962	100.0	88.3	7.3	0.0	0.1	2.2	0.0	2.1
1963	100.0	88.0	7.3	0.0	0.1	2.3	0.0	2.2
1964	100.0	87.7	7.5	0.0	0.1	2.4	0.0	2.4
1965	100.0	87.6	7.4	0.1	0.1	2.4	0.0	2.4
1966	100.0	87.6	7.4	0.1	0.1	2.4	0.0	2.5
1967	100.0	87.5	7.3	0.1	0.1	2.5	0.0	2.5
1968	100.0	87.3	7.4	0.1	0.1	2.5	0.0	2.6
1969	100.0	87.1	7.3	0.1	0.1	2.6	0.0	2.8
1970	100.0	86.7	7.3	0.1	0.1	2.7	0.0	3.1
1971	100.0	86.6	7.3	0.1	0.1	2.7	0.0	3.1
1972	100.0	85.6	6.5	0.2	0.3	2.9	0.0	4.4
1973	100.0	86.2	6.3	0.2	0.3	2.9	0.0	4.0
1974	100.0	86.3	6.4	0.2	0.4	2.9	0.0	3.9
1975	100.0	86.1	6.5	0.2	0.4	2.9	0.0	3.9
1976	100.0	86.4	6.3	0.2	0.4	2.8	0.0	3.9
1977	100.0	86.1	6.3	0.2	0.5	2.8	0.0	4.1
1978	100.0	85.9	6.3	0.2	0.6	2.8	0.0	4.2
1979	100.0	85.5	6.5	0.2	0.6	2.8	0.0	4.3
1980	100.0	84.9	6.8	0.2	0.7	2.9	0.0	4.6
1981	100.0	84.2	7.0	0.2	0.8	2.9	0.0	4.8
1982	100.0	83.5	7.4	0.2	0.8	3.1	0.0	5.0
1983	100.0	82.6	7.7	0.2	0.9	3.2	0.1	5.3
1984	100.0	80.9	8.3	0.2	1.3	3.4	0.1	5.8
1985	100.0	80.3	8.8	0.2	1.4	3.4	0.1	5.7
1986	100.0	78.2	9.7	0.2	2.2	3.5	0.1	6.1
1987	100.0	76.2	10.8	0.3	2.8	3.5	0.1	6.3

1988	100.0	72.0	13.7	0.4	3.4	3.5	0.1	6.9
1989	100.0	69.3	14.0	1.5	4.0	3.5	0.4	7.4
1990	100.0	64.0	14.0	5.2	4.6	3.6	1.0	7.7
1991	100.0	56.9	14.0	9.8	5.1	3.5	2.2	8.6
1992	100.0	53.7	15.2	11.5	4.9	3.3	2.4	8.9
1993	100.0	51.7	15.9	11.7	5.5	3.2	2.5	9.5
1994	100.0	50.0	16.1	11.8	6.3	3.2	2.6	9.9
1995	100.0	48.9	16.4	13.0	5.5	3.2	2.7	10.5
1996	100.0	46.4	16.6	14.3	6.0	3.1	2.6	11.0
1997	100.0	43.5	17.0	15.7	6.3	2.9	2.7	11.8
1998	100.0	42.2	18.0	14.7	7.0	2.8	2.7	12.5
1999	100.0	40.9	18.9	14.4	7.4	2.8	2.7	12.8
2000	100.0	37.7	19.9	15.1	8.6	2.7	2.7	13.4
2001	100.0	35.6	21.4	15.0	8.8	2.6	2.8	13.8
2002	100.0	33.8	22.9	14.5	9.1	2.6	2.8	14.3
2003	100.0	32.1	24.1	14.3	9.7	2.5	2.8	14.5
2004	100.0	30.8	24.7	14.5	10.1	2.5	2.8	14.6
2005	100.0	29.8	25.8	15.0	9.3	2.5	2.9	14.8
2006	100.0	28.7	26.9	15.0	9.3	2.5	2.8	14.8
2007	100.0	27.6	28.2	14.7	9.4	2.4	2.8	14.9